



Second International Critical
Dietetic Conference
September 1-2, 2012
Sydney, Australia

Where has the lecturer gone?

Multimedia scenarios in undergraduate nutrition curriculum



Lisa Schubert, Anna Walsh,
Preetha Thomas & Tracy Harb

School of Population Health &
Children's Nutrition Research Centre
The University of Queensland
Australia

POPULATION HEALTH

Background

NUTR3011 Understanding Population Health is one of a suite of 4 undergraduate courses that make up a nutrition major in a number of degree programs

Level – third year undergraduate, most have previously studied basic nutrition science courses, but were new to a public health focus, had not been previously challenged to think about food and eating in a social context, and have no or limited exposure in thinking about ‘wicked problems’

Undergraduate nutrition courses do not offer any opportunity for practicum or supervised fieldwork

Recent Change – class sizes ↑; In 2011, 4x3 hour workshops with paper based worksheets for assessment were introduced to replace tradition L/T format.


Positive feedback but not sustainable

POPULATION HEALTH

T & L PEDAGOGY-

Inquiry approach versus coverage approach

**‘Learning
by doing’**



*problem-solving scenarios
help make the content stick.*

POPULATION HEALTH

T & L PEDAGOGY-

INQUIRY APPROACH VERSUS COVERAGE APPROACH

- seeing PHN in action
- 'a day in the life of a public health nutritionist'

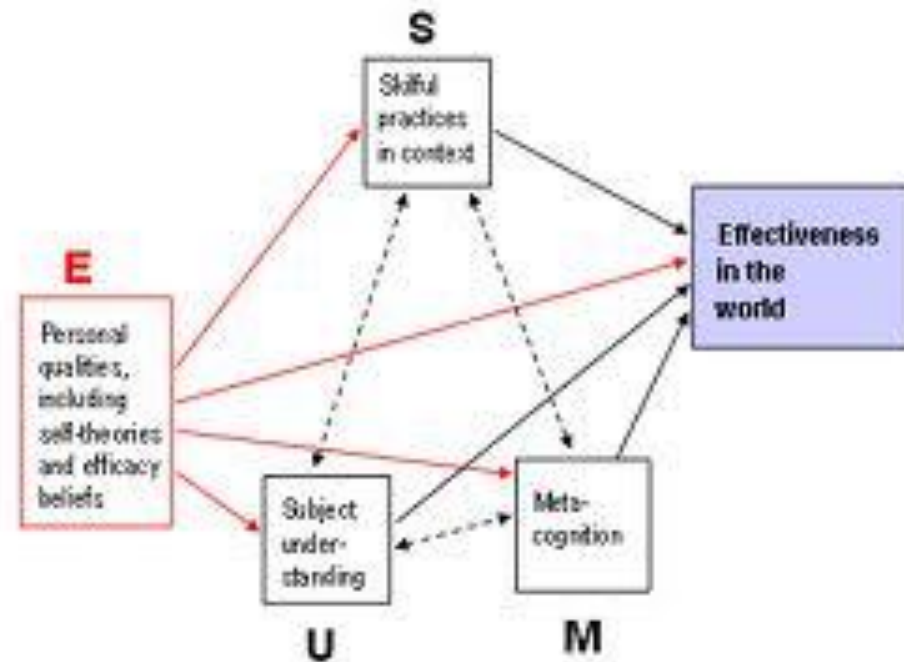


POPULATION HEALTH

T & L PEDAGOGY

EMPLOYABILITY FRAMEWORK

- Mantz Yorke and Peter Knight's employability framework (2002, 2010)
- Learning to be a practitioner takes more than content knowledge.



Comparison 2011 versus 2012 experience

	format	duration	student engagement with technology	repeatability	marking load	feedback	collaboration
Workshops	4x paper based worksheet, with additional resources to share	3 hour	Nil	No	heavy	2 weeks turnaround	Yes
eScenarios	4x online multimedia scenarios	1-2 hour	High	Yes	nil	Immediate	Not instinctively, but option to build this back in.

POPULATION HEALTH

Comparison 2011 versus 2012 experience

FROM THIS



To THIS



POPULATION HEALTH

How do we DELIVER NUTR3011?

Module 1 Nutrition for School aged children and adolescents

eScenario 1

- Lectures
- Readings
- Tutorial Activities

Module 2 Breastfeeding and Infant Nutrition

eScenario 2

Module 3 Food In/Security

eScenario 3

Module 4 Diet, Obesity and Non-communicable diseases

eScenario 4

Assessment: 20% tutorial activity 40% Situation analysis 40% Exam

BUILDING SCENARIOS

<http://uq.sblinteractive.org>

Preparation of
scenario script

Storyboard to
create flow and
sequence of

Collect or create required resources,
images/photos, icons and voice
files.

Transfer
scenario into
SBLi Builder

Upload Scenario
to website with
student
password access

↑
attach



POPULATION HEALTH

MULTIMEDIA ONLINE SCENARIOS

- Students are given the identity of central character, a community or public health nutritionist focusing on a particular area of work
- Students need to answer Q and make decisions to move forward through the scenario which represents those of the central character working through a series of decisions, to consult resources, to listen to a range of views and to consider ethical dilemmas
- Only one pathway will successfully take them to end point in scenario

teractive.org/player/PlayerForm.aspx

Tools Help

Notes Help About Scenario name : Nutrition Scen 3 -When the Pantry is SBLi Server produced by CBIT, UQ.

Pre Questionnaire Introduction

Current view :: General Locations >> Introduction

Possible actions for >> Introduction

[Job Interview](#)

actions


collections

You have been newly appointed as a food security project officer in a NGO located in an outer suburban area. Your brief includes:


1. Gathering information about the extent and severity of community and household food insecurity. and
2. Working with the community to identify and implement strategies to increase food security in the region.

The organisation you work for uses a strength based approach in addressing community issues.

You have already impressed the CEO of the NGO at your job interview with your knowledge of food security measurement tools as well as strength based approaches. You reflect on the notes you made to be prepared for the interview.

 Click on 'Job Interview' in the left column

The characters in this scenario are fictitious and any resemblance to persons living or dead is purely coincidental.



← Current location

Each location represented by a unique icon

↑ Actions

← Story

← Instructions

First time experience

- Preparation of building scenarios time consuming, but much of this work is one-off, and other tasks eliminated
- Less tutor–student and student-student interaction than previously experienced [partly as a consequence of the way that we chose to implement and the spaces that were available]
- Technical hick ups [sometimes uniform, sometimes unique]

TUTOR FEEDBACK & Observations

“Not much for us to do” (compared to previous year)

“students see ICT as part of the contemporary learning environment, so SBLi fits into their world quite naturally”

“students have high expectations of technology working for them, and low tolerance when it doesn’t work smoothly”

“students behave differently, but some saw the Scenario sessions as a race to get to the end.”

STUDENT FEEDBACK

Scenario	Number of times attempted (range)	How would you rate the importance of PHN professionals to achieving goals in the area of at a population level?	The scenario helped me to appreciate that a PHN professional has an important contribution to play in addressing	The scenario helped me to appreciate the importance of effective PHN professionals in achieving results to improve....	After completing the scenario, I now have a better knowledge of different ways that PHN professionals can work to achieve their goals
1	1	NA	NA	NA	NA
2	1	91% Important or Very important	100% Agree or Strongly agree	100% Agree or Strongly agree	100% Agree or Strongly agree
3	1-4	76% Important or Very important	69% Agree or Strongly agree	67% Agree or Strongly agree	69% Agree or Strongly agree
4	1-3	90% Important or Very important	64% Agree or Strongly agree	69% Agree or Strongly agree	62% Agree or Strongly agree

POPULATION HEALTH

STUDENT FEEDBACK

■ Positive

"Using the real case studies (was helpful for my learning)"

"workshop program made me learn a lot in this course"

"workshops are engaging and helpful"

"real life practical information included"

"the best aspect of this course were the different learning activities apart from the lectures, like the scenario workshops"

"Scenarios made learning more interesting"

"a mixture of lecture and scenarios"

"scenarios helps us (to) understand how health workers work"

"Ezone sessions (scenarios) were very useful activities to stimulate my interest in the topics covered in the course"

"Case studies on-line gave us a better understanding of what PHNists have to face on a daily basis"

STUDENT FEEDBACK

■ *Negative*

"The computer sessions weren't overly relevant"

"silly workshops were a waste of time"

"workshops could have been more informative and helpful"

"they were pointless and I learnt nothing"

Improvements?

"Scenarios should be completed in tutorial groups"

"Allow students to complete Ezone learning task at home"

"Work out glitches of the computer scenarios"

"a CD of computer session workshops to avoid internet glitches"

"make workshops easier to do"

"provide more guidance to the students"

"have tech savvy tutors"


WHAT NEXT?

- Spend more time explaining to students purpose and role of scenarios as part of overall approach to T & L
- Make links between scenarios and assessment items more explicit
 - In scenario pre and post text
 - In overall assessment plan for course
- Make eScenario activities more collaborative learning experiences
- Fine tuning of eScenarios; preparation of Tutor Guide for facilitators



<http://www.sblinteractive.org>

CONTACT DETAILS



Lisa Schubert
L.Schubert@sph.uq.edu.au

POPULATION HEALTH